

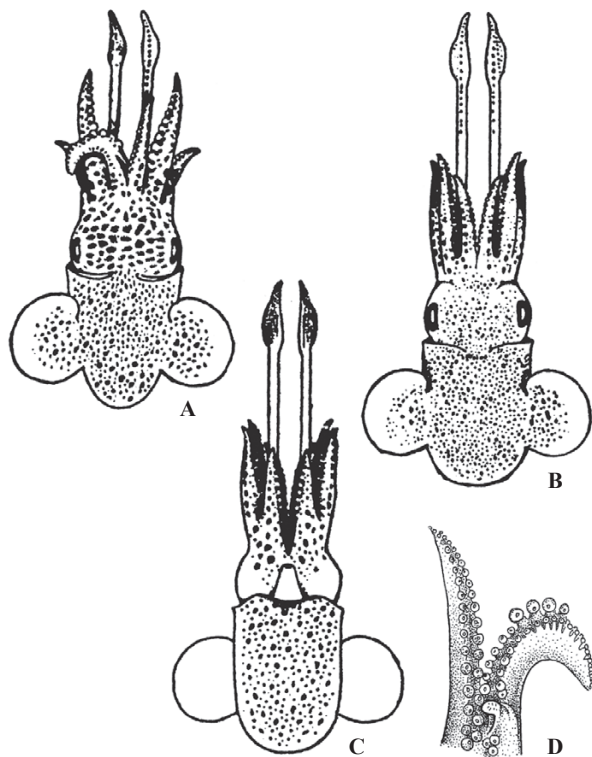
東大西洋・地中海 East Atlantic & Mediterranean Sea

FAO名(英): Analogous bobtail squid

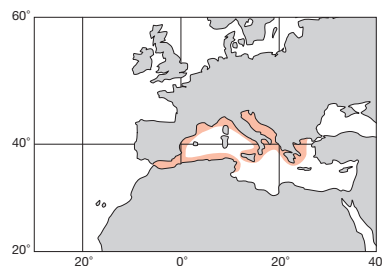
ML 25 mm. ダンゴイカ型. 雄の左I腕は交接腕化している. 基部には3個の正常吸盤があり, 外側に大きな肉嘴があり, 次に小肉嘴, さらに小結節がある. 変形部より先端方の中ほどに3~4個の拡大吸盤を生じる. 触腕吸盤は6列で, 背3列の基部寄りの吸盤はやや拡大する. 地中海の浅海に普通.

Small but typical sepiolid. Male left Arm I hectocotylyzed. Three normal suckers in proximal part followed by outermost major papilla, next small papilla, and innermost wrinkled tubercle. Distal to modified part, 3-4 markedly enlarged suckers present in middle. Tentacular suckers in six rows, of which proximal ones of dorsal three rows are slightly enlarged. Common in shallow waters in the Mediterranean Sea.

[A. 背面(♂); B. 背面(♀); C. 同腹面; D. 交接腕]



A-C: Naef (1923), D: Guerra (1992)



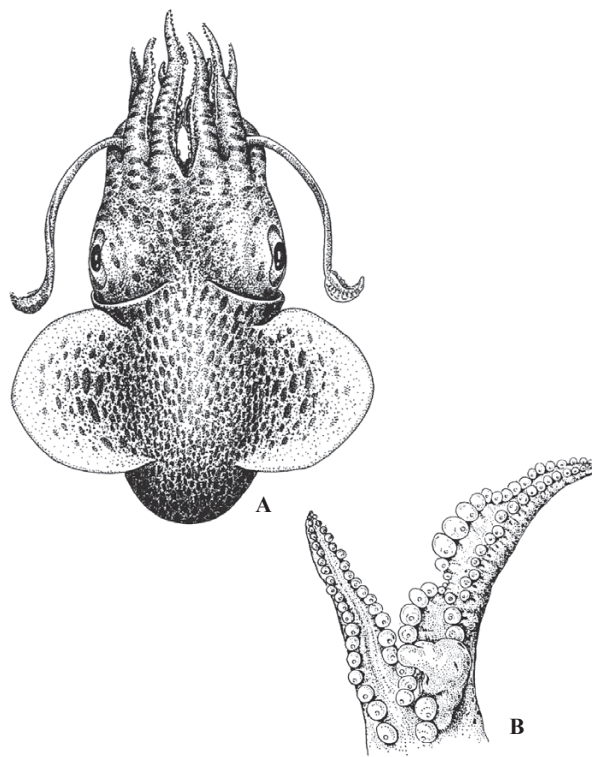
東大西洋・地中海 East Atlantic & Mediterranean Sea

FAO名(英): Atlantic bobtail

ML 15 mm. 外套膜は短く, 頭部が大きく, 大きい眼がある. 雄の左I腕は交接腕で, 基部に3個の正常吸盤があり, 大きな卵円形の付属葉のある球状物を生じる. 背列の吸盤3~4個は拡大するが, 次に3~4個は著しく縮小し, 再び4~5個は再び拡大する. それ以後先端の吸盤は小さい. 触腕吸盤は6列. ヨーロッパから北アフリカ沿岸の浅海.

Small bobtail squid, with short mantle and proportionally large head with enormous eyes. Male left Arm I hectocotylyzed: Proximal three normal suckers followed by ovoid, large, swollen bulb with secondary lobes. Three to four succeeding suckers in dorsal row enlarged, then 3-4 greatly reduced, again 4-5 enlarged, followed by small distal suckers. Tentacular suckers in six rows. Shallow waters on Atlantic coast of Europe and north Africa.

[A. 背面; B. 交接腕]



A: Guerra (1992), B: Roper et al. (1984)

