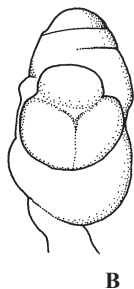
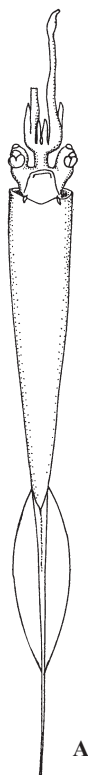
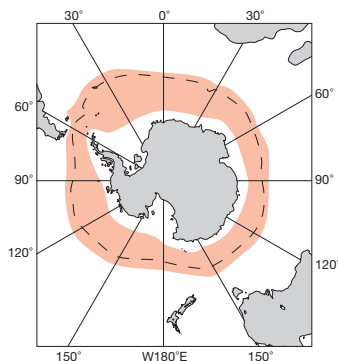


ML 49.6 cm. 成体の外套膜上は軟骨突起に被われる。外套前縁の漏斗・外套膜の接着点に三尖頭の軟骨突起が2群、頸接着点にも同様の突起が2群ある。眼球には棒状の発光器と半月形の発光器がある。腕吸盤環の遠端には鈍歯がある。触腕掌部の鉤は5~6対。南極海。

Mantle of adult covered by cartilaginous tubercles. Anterior margin with two three-pointed tubercles at both funnel-mantle fusions and nuchal fusion. Eyeball with rod-like photophore and crescent-shaped photophore. Arm sucker rings with blunt teeth on distal margin. Tentacular club with 5-6 pairs of large hooks. Circum-Antarctic waters.

[A. 背面 (333mm) : B, C. 眼球]

A-C : N. Voss (1980)



ML 46 mm. 外套膜は細長く、幅は長さの11.4~16.6%。鰭は半月形で長く、外套長の31.7~56.2%に及ぶ。漏斗は大きく眼柄の基部に達する。眼の腹側には3葉からなる発光器がある。腕長式は多くはI<IV<II<III。保護膜は全腕にある。反口竜骨は第I腕と第II腕は先端部のみにあり、第III腕では3/4、第IV腕には全長に亘る。触腕吸盤はほぼ5列に見える。吸盤の角質環には数本の歯がある。北大西洋の水深405~600 m。

Mantle elongated, with width 11.4-16.6% of ML. Fins lanceolate, 31.7-56.2% of ML. Funnel large enough to reach base of eye stalk. Large light organs consisting of three lobes on ventral side of eye. Arm formula usually I<IV<II<III. All arms with protective membrane, but aboral keel present on distal part on Arms I and II, extending 3/4 of length on Arm III, and to entire length on Arm IV. Tentacle suckers arranged in loose five rows. Chitinous rings of tentacle suckers with a few teeth. North Atlantic, 405-600 m depth.

[A. 腹面 (46 mm) : B. 右眼, 腹面観]

[A, B : Lu & Clarke (1974)]

